

Hamilton East School



Koowhai Structured Literacy

Nau mai, Haere mai.

Karakia Timatanga -
Opening Karakia

Ma te whakapono
Ma te whakapono
Ma te tumanako
Ma te titiro
Ma te whakarongo
Ma te mahitahi
Ma te manawanui
Ma te aroha
Ka taea e au


*By believing and trusting
By having faith and hope
By looking and searching
By listening and hearing
By working and striving together
By patience and perseverance
By doing this with love and compassion
I can succeed*

(c)the te reo māori classroom .co.nz 2016

The
te reo
māori
classroom



What is Structured Literacy?

- Building vocabulary and oral language skills - through the reading of quality stories
 - Fun phonological awareness and letter game activities
 - Transferring new skills to reading & spelling
 - Small group reading -Ready to Ready Phonics Plus where the focus is on practicing
 - making and breaking words with letter tiles or whiteboards
 - Segmenting words
 - Blending words
 - Learning high utility words and reo kupu (Maaori words)
- 
- A pile of small, light-colored wooden letter tiles scattered together. The tiles feature various letters and symbols, including 's', 'ie', 'wh', '=', 'f', 'w', 'k', 'ay', 'ir', 'ip', 'ow', 'ot', 'p', 'd', 'ew', 'lo', 'ng', 't', 'h', 'g'. They are arranged in a disorganized heap at the bottom right of the slide.



Phonological Awareness

Teaching your children the sounds and letters for words
Practise phoneme segmentation and blending

Some words are simple:
one letter = one sound



e.g., cat c - a - t



e.g., frog f - r - o - g



e.g., chick ch - i - ck



e.g., croak c - r - oa - k




e.g., slide s - l - i - de

Other words are trickier

Shared Reading


We read one quality children's story book per week with explicit, embedded vocabulary instruction, story retell and story grammar teaching. This includes words in Te Reo Māori. As time progresses the structure of the story is unpacked: characters, setting, problem, plan, ending.



Guided Reading

Teacher takes small groups to teacher phonological awareness skills and letter sound knowledge

Example of text
at the beginning
of Kākānō phase.
One line caption
text, repetitive.



Example of text
at Tupu Phase.
More text, not
repetitive, still a
lot of support
from pictures.



“Let’s hatch a plan.
Let’s whip up a batch
of pancakes,” says Nat.

Home Learning

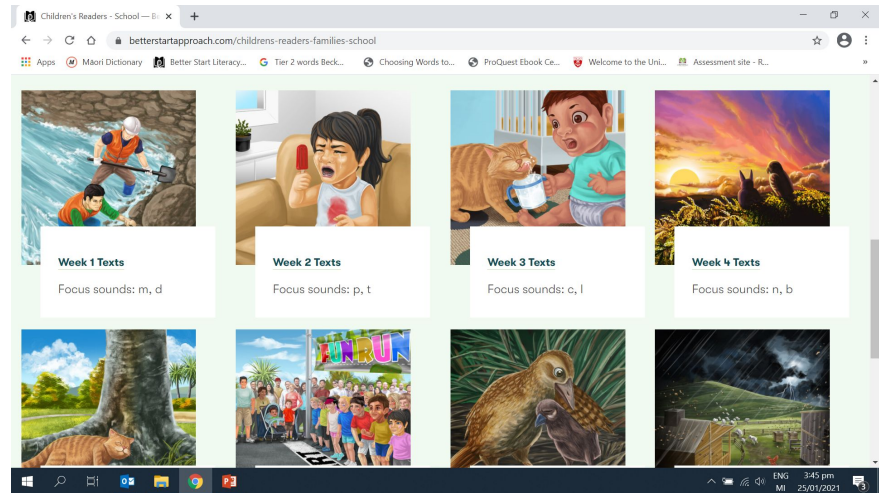
Your child will bring a reading book home when he/she has finished reading the book in school. This could be once or twice a week. Some of the books have not yet been published so a digital version will be uploaded to Seesaw for your child to read to you.

Remember

- Reading books may not come home every night
- Children may be focusing on a sound in the beginning
- Reading books can be enjoyed for more than one night – lots of opportunity for discussion and practice
- It's ok to just read the book to your child if they are tired!
- Children with more advanced reading skills can be extended with activities in teaching notes – talk to your child's teacher for ideas
- Have fun when you read!!

Resources/Websites:

Betterstartapproach.com



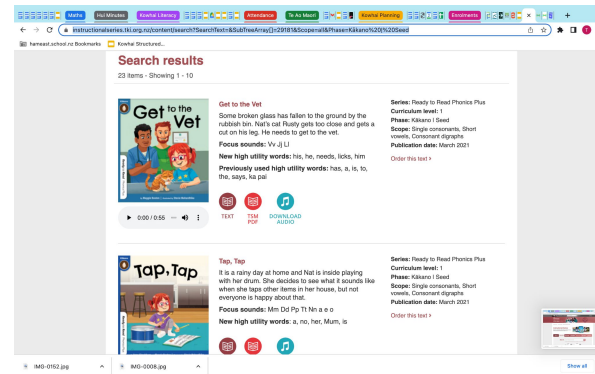
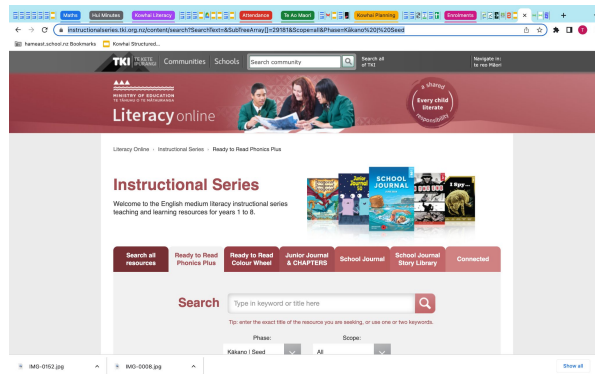
Phonics Plus Readers - plenty of information as well as the readers

<https://literacyonline.tki.org.nz/> - search phonics plus readers.

Websites - TKI

To find the readers if you want to :

[https://instructionalseries.tki.org.nz/content/search?SearchText=&SubTreeArray\[\]=29181&Scope=all&Phase=K%C4%81kano%20|%20Seed](https://instructionalseries.tki.org.nz/content/search?SearchText=&SubTreeArray[]=29181&Scope=all&Phase=K%C4%81kano%20|%20Seed)





HE KARAKIA MUTUNGA/A CLOSING FOR THE DAY

E te Papatūānuku,
Kua mutu tātou i te mahi tahi o te rā. Kia tau tou rangimarie
kei mātou. Amene

Acknowledging the forces of nature (Mother Earth),
We have come to the end of our collaborative work for the
day. May peace be with us all. Amen.